



# The State of Legal Marijuana Markets

## 6th Edition - 2019 Update



### A Sampling of Key Report Insights\*

**\$12.2**  
BILLION




Worldwide consumer spending on legal cannabis is expected to reach an estimated \$12.2 billion in 2018, a significant jump from \$9.5 billion in 2017. Canada's launch delay and California's maladroitness tax & regulatory structure kept the 2018 figure less than what was originally forecast in SOLMM6.



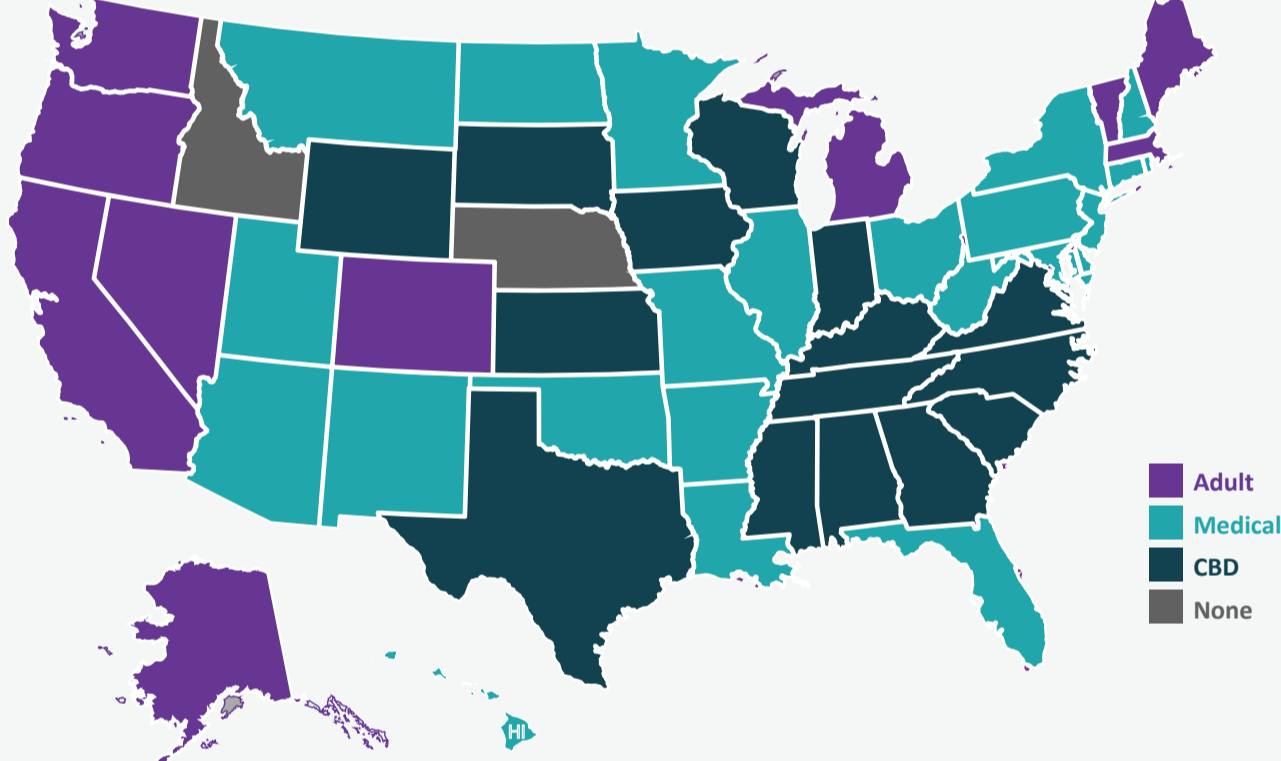
**2019**  
\$17 BILLION

Worldwide spending is now forecast to **grow 39.1% to \$17 billion** in 2019 – fueled by the addition of new markets across the US and abroad, and increases in the % of adults imbibing.




The US had 1.9 million monthly medical patients in 2017; however, the market yielded a total of **21 million monthly cannabis consumers** overall. Inarguably the adult-use consumer segment is growing at an accelerated pace as more consumers join the market.

### US 2018 Legal Status



In 2018, Michigan legalized adult-use cannabis, and Missouri, Utah, and Oklahoma legalized medical cannabis. 28 US states are now medical-legal, and **7 (plus D.C.) have adult-use laws**.



California is on track to be the first state to actually shrink legal spending (**from \$3B to \$2.5B**) in its first year of adult-use legality.



Asia's impact on the world market: Legal cannabis sales will make up 6.3% share of legal spending in 2019 (\$1.1 billion), increasing to **11.5% share in 2022** (\$3.6 billion).



**\$542 MILLION BY 2022**

Medical spending in the UK is forecast to reach \$87 million in 2019, and grow to nearly **\$542 million by 2022**.

**Purchase or learn more about this report and the Cannabis Intelligence Briefing Series at [shop.bdsanalytics.com](http://shop.bdsanalytics.com)**