



# The State of Legal Marijuana Markets 6th Edition - 2019 Update



## A Sampling of Key Report Insights\*

**\$12.2  
BILLION**




Worldwide consumer spending on legal cannabis is expected to reach an estimated \$12.2 billion in 2018, a significant jump from \$9.5 billion in 2017. Canada's launch delay and California's maladroitness tax & regulatory structure kept the 2018 figure less than what was originally forecast in SOLMM6.



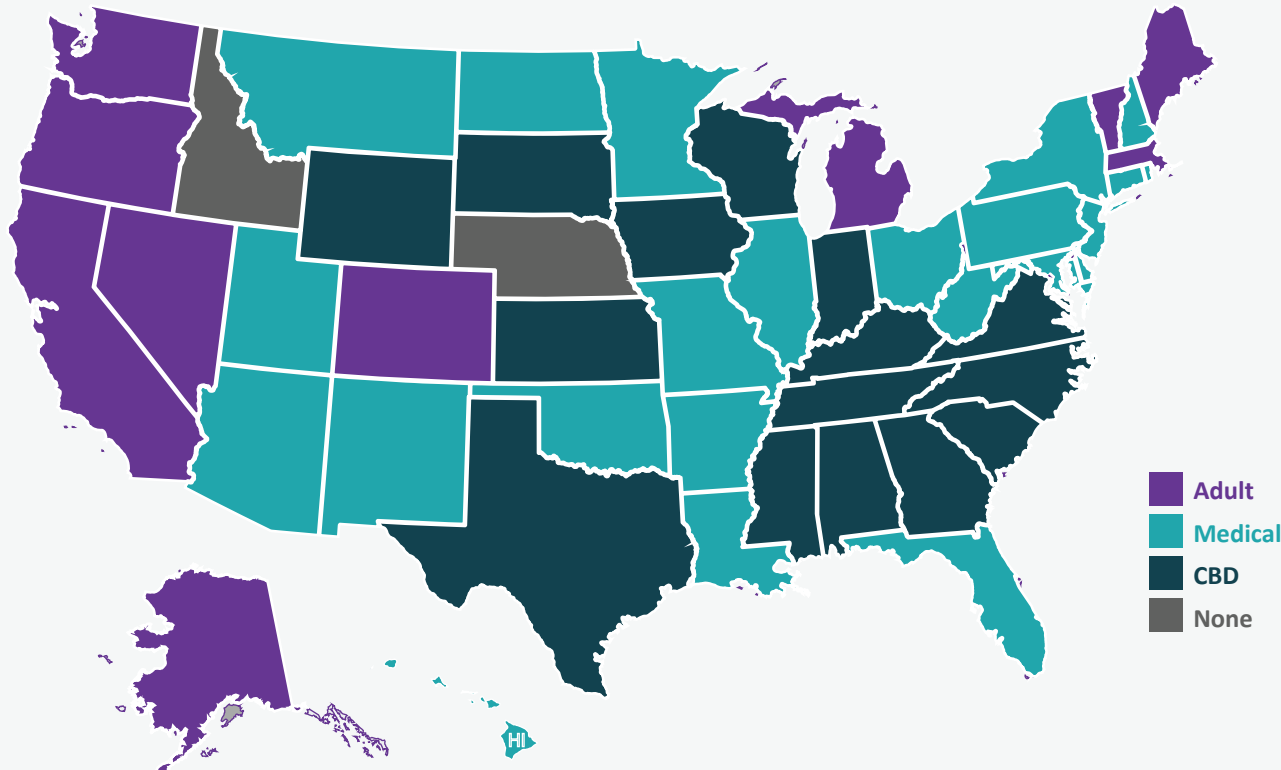
**2019  
\$17 BILLION**

Worldwide spending is now forecast to **grow 39.1% to \$17 billion** in 2019 – fueled by the addition of new markets across the US and abroad, and increases in the % of adults imbibing.




The US had 1.9 million monthly medical patients in 2017; however, the market yielded a total of **21 million monthly cannabis consumers** overall. Inarguably the adult-use consumer segment is growing at an accelerated pace as more consumers join the market.

## US 2018 Legal Status



In 2018, Michigan legalized adult-use cannabis, bringing the total number of **adult-use states to 10, plus Washington, D.C.** Vermont is an outlier in that their law doesn't allow for cannabis commerce, but does allow for personal consumption.



California is on track to be the first state to actually shrink legal spending (**from \$3B to \$2.5B**) in its first year of adult-use legality.

**2019  
\$1.1 BILLION**



**2022  
\$3.6 BILLION**

Asia's impact on the world market: Legal cannabis sales will make up 6.3% share of legal spending in 2019 (\$1.1 billion), increasing to **11.5% share in 2022** (\$3.6 billion).



**\$542 MILLION BY 2022**

Medical spending in the UK is forecast to reach \$87 million in 2019, and grow to nearly **\$542 million by 2022**.

**Purchase or learn more about this report and the Cannabis Intelligence Briefing Series at [shop.bdsanalytics.com](https://shop.bdsanalytics.com)**